

1025 16th Avenue, East Moline, IL 61244
P 800.624.1189 WEB www.nixalite.com
F 800.624.1196 EMAIL birdcontrol@nixalite.com

NIXALITE® E-SPIKE MODEL 6405

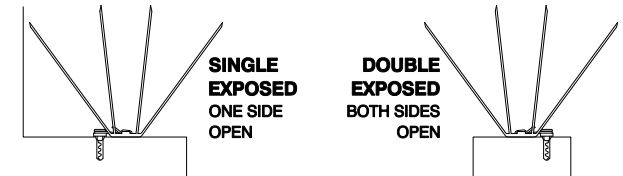
Diagram illustrating the mounting rail dimensions. The rail is 24" (61CM) wide. It features 24 vertical slots. The distance between the first and second slot is labeled "EQ" (Equal). The distance between the last and second-to-last slot is also labeled "EQ". An arrow points to the mounting hardware on the right side, labeled "MOUNTING HARDWARE PURCHASED SEPARATELY".

Diagram illustrating the dimensions of the 24" (61CM) wide mounting rail. The rail is shown with 24 vertical slots. The total width is 24" (61CM). The distance between the first and last slot is labeled EQ. The mounting hardware is purchased separately.

**ISOMETRIC 12" (30.5CM)
STRIP NIXALITE
E-SPIKE MODEL
8405**

1. ALL E-SPIKE DETERRENT SPIKES 100% HIGH GRADE STAINLESS STEEL WIRE AND STRIP - NO PLASTIC
2. MODEL 6405; 48 POINTS/12" (30.5CM) AND COMES IN 2'(61CM) AND 4'(122CM) STRIP LENGTHS
3. MADE IN THE USA.
4. MOUNTING HARDWARE PURCHASED SEPARATELY.
5. ALL E-SPIKE MODELS HAVE 10 YEAR WARRANTY.
6. DETERRENT FOR PIGEONS & SEAGULLS WHERE THESE SPECIES ARE IN LIGHT TO MODERATE CONCENTRATIONS.
7. ONLINE 3-PART SPECS IN PDF/DOC/TXT FORMATS:
www.nixalite.com/architectinfocenter/asp
OR CONTACT NIXALITE AT 800.624.1189

THE SURFACE DEPTH AND LENGTH DETERMINES THE QUANTITY OF NIXALITE E-SPIKE REQUIRED TO PROTECT THAT SURFACE. DETERMINE THE SURFACE EXPOSURE (SINGLE OR DOUBLE EXPOSED) AND USE THE CORRESPONDING TABLE



Single Exposed		
Surface Depth		Rows Required
Inches	Centimeters	
0 - 3	0 - 7.6	1/2*
3 - 7	7.6 - 17.8	1
7 - 14	17.8 - 35.6	2
14 - 21	35.6 - 53.3	3
21 - 28	53.3 - 71.1	4
28 - 35	71.1 - 88.9	5
35 - 42	88.9 - 106.7	6

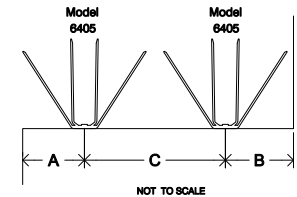
Double Exposed		
Surface Depth		Rows Required
Inches	Centimeters	
0 - 6	0 - 15.2	1
6 - 13	15.2 - 33.0	2
13 - 20	33.0 - 50.8	3
20 - 27	50.8 - 68.6	4
27 - 34	68.6 - 86.4	5
34 - 41	86.4 - 104.1	6
41 - 48	104.1 - 121.9	7

***1/2 = E-Spike Model 3405**

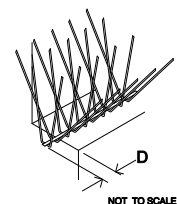
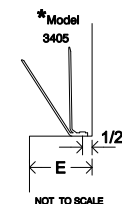
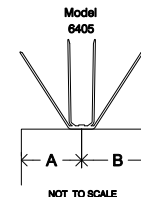
* ½ row indicates the use of Model 3405 Half-Row. Whole number indicate the use of Model 6405 Full Row. NOTE: charts DO NOT apply to any other bird spike Models. Download the E-Spike brochure from www.nixalite.com or contact Nixalite for a free copy

**SPACING GUIDELINES PROVIDE THE MAXIMUM AND MINIMUM DIMENSIONAL
SPACING FOR NIXALITE E-SPIKE MODELS 6405 AND 3405**

A - 3" (7.6cm) max. to edges
B - 4" (10.2cm) max. to walls
C - 7" (17.8cm) max. between
D - 1/2" (1.3cm) min over ends



E - 3"(7.6cm) max. coverage



For more information on Nixalite's E-Spike Economy Bird Spikes, go to:
www.nixalite.com/EspikeModels.aspx or contact Nixalite at 800.624.1189