

NIXALITE® OF AMERICA INC

1025 16th Avenue, East Moline, IL 61244
P 800.624.1189 WEB www.nixalite.com
F 800.624.1196 EMAIL birdcontrol@nixalite.com

PREMIUM NIXALITE® MODEL H

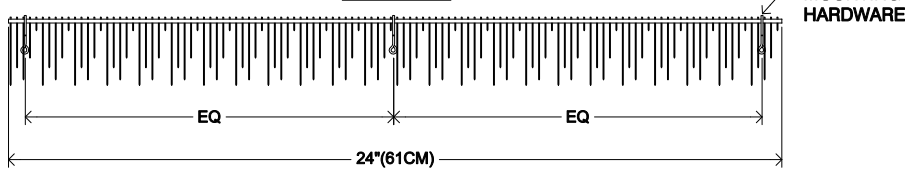
SCALE: 3"=1'0" UNLESS OTHERWISE NOTED

NOTE: Contact Nixalite before specifying
Model H Nixalite. This is a specific use model.

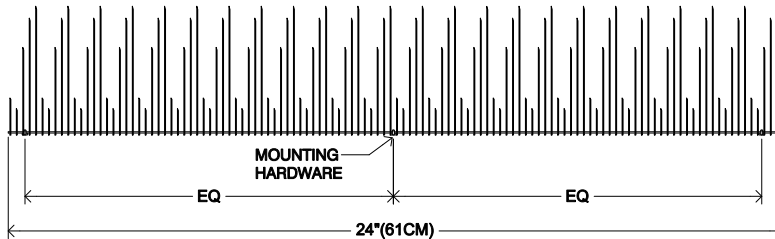
Copyright© 2010 by Nixalite® of America Inc, East Moline, IL 61244 - All rights reserved.
Nixalite® is a fully registered trademark of Nixalite® of America Inc.



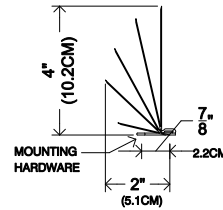
TOP VIEW



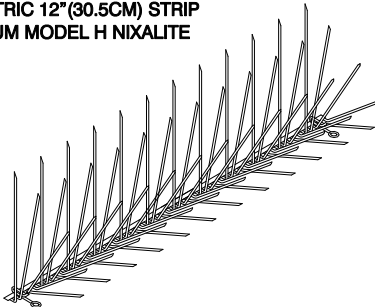
SIDE VIEW



END VIEW



ISOMETRIC 12" (30.5CM) STRIP PREMIUM MODEL H NIXALITE



GENERAL NOTES

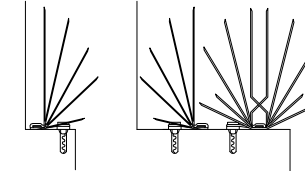
1. ALL PREMIUM NIXALITE SPIKE BARRIERS 100% HIGH GRADE STAINLESS STEEL WIRE AND STRIP - NO PLASTIC
2. PREMIUM MODEL H ; 60 POINTS/12"(30.5CM) AND COMES IN 2'(61CM) AND 4'(122CM) STRIP LENGTHS.
3. MADE IN THE USA
4. MOUNTING HARDWARE SUPPLIED WITH ALL PREMIUM NIXALITE MODELS.
5. ALL PREMIUM NIXALITE MODELS HAVE 20 YEAR WARRANTY
6. PREMIUM MODEL H IS USED FOR SINGLE EXPOSED SURFACES LESS THAN 2" DEEP OR WITH PREMIUM MODEL S NIXALITE ON WIDER SURFACES REQUIRING A HALF-ROW.
7. 3-PART SPECS IN PDF/DOC/TXT FORMATS:
www.nixalite.com/architectinfocenter/asp
OR CONTACT NIXALITE AT 800.624.1189

For more information on Nixalite's Premium Bird Barrier Spikes, go to:
www.nixalite.com/Nixalitemodels.aspx or contact Nixalite at 800.624.1189

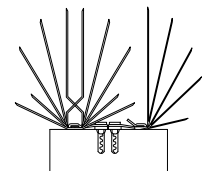
SURFACE DEPTH SPECIFICATION CHARTS

THE SURFACE DEPTH AND LENGTH DETERMINES THE QUANTITY OF PREMIUM NIXALITE REQUIRED TO PROTECT THAT SURFACE. DETERMINE THE SURFACE EXPOSURE (SINGLE OR DOUBLE EXPOSED) AND USE THE CORRESPONDING TABLE

SINGLE EXPOSED - ONE SIDE OPEN



DOUBLE EXPOSED - TWO SIDES OPEN



SINGLE EXPOSED

Surface Depth		Rows Required
Inches	Centimeters	
0 - 2	0 - 5.1	½ row*
2 - 4	5.2 - 10.2	1 row
4 - 6	10.3 - 15.3	1 ½ rows
6 - 9	15.3 - 22.9	2 rows
9 - 14	22.9 - 35.6	3 rows
14 - 19	35.6 - 48.3	4 rows

DOUBLE EXPOSED

Surface Depth		Rows Required
Inches	Centimeters	
0 - 3.5	0 - 8.9	1 row
3.5 - 5.5	8.9 - 14.0	1 ½ row*
5.5 - 8.5	14.0 - 21.6	2 rows
8.5 - 13.5	21.6 - 34.3	3 rows
13.5 - 18.5	34.3 - 47.0	4 rows
18.5 - 23.5	47.0 - 59.7	5 rows

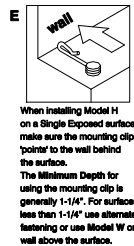
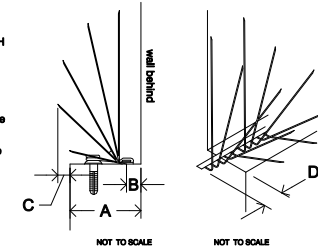
* ½ row indicates the use of Model H Nixalite. Whole number indicate the use of full row Model S Nixalite.
NOTE: charts DO NOT apply to Model W Nixalite. If using Model W, review the installing Model W Nixalite pages from Nixalite. Download this brochure from www.nixalite.com or contact Nixalite for a free copy.

NIXALITE SPACING GUIDELINES

SPACING GUIDELINES PROVIDE THE MAXIMUM AND MINIMUM DIMENSIONAL SPACING FOR THE PREMIUM NIXALITE MODEL H AND MODEL H WITH MODEL S.

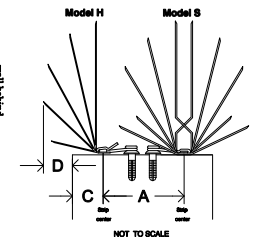
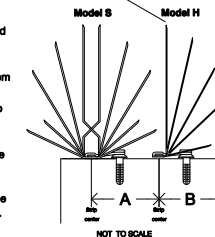
ONE ROW OF MODEL H ON A NARROW SINGLE EXPOSED LEDGE, 2" DEEP OR LESS

- A Maximum surface coverage for Model H Nixalite is 2".
- B Maximum distance from center of base strip to wall is 1/4".
- C Minimum outside wire overhang is 1/4".
- D At end of surface, the minimum strip overhang is 1/2".
- E Mounting clip 'points' toward the wall.



INSTALLING WITH MODEL S ON WIDER SURFACES TO ACHIEVE PROPER COVERAGE

- A Maximum distance between Model S and Model H is 2-1/2".
- B Single Exposed: maximum distance from wall is 2-1/4".
- C Maximum distance to outside edge of surface is 1-3/4".
- D Minimum outside wire overhang is 1/4". Min strip overhang at end of surface is 1/2". See single row guideline 'D'.



PLANNING AND ESTIMATING - PLANNING AND ESTIMATING - PLANNING AND ESTIMATING - PLANNING AND ESTIMATING - PLANNING AND ESTIMATING